

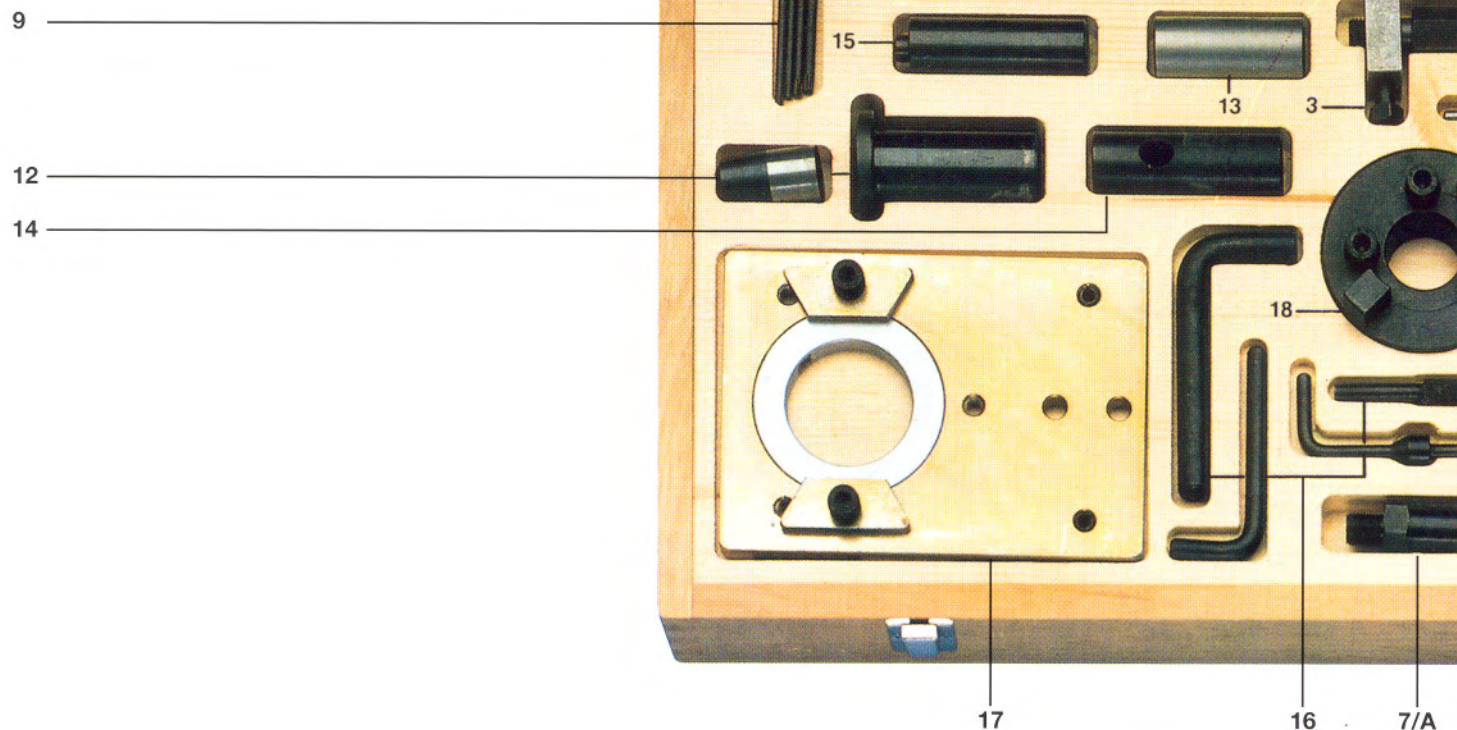
9731/B

CAV-DPS


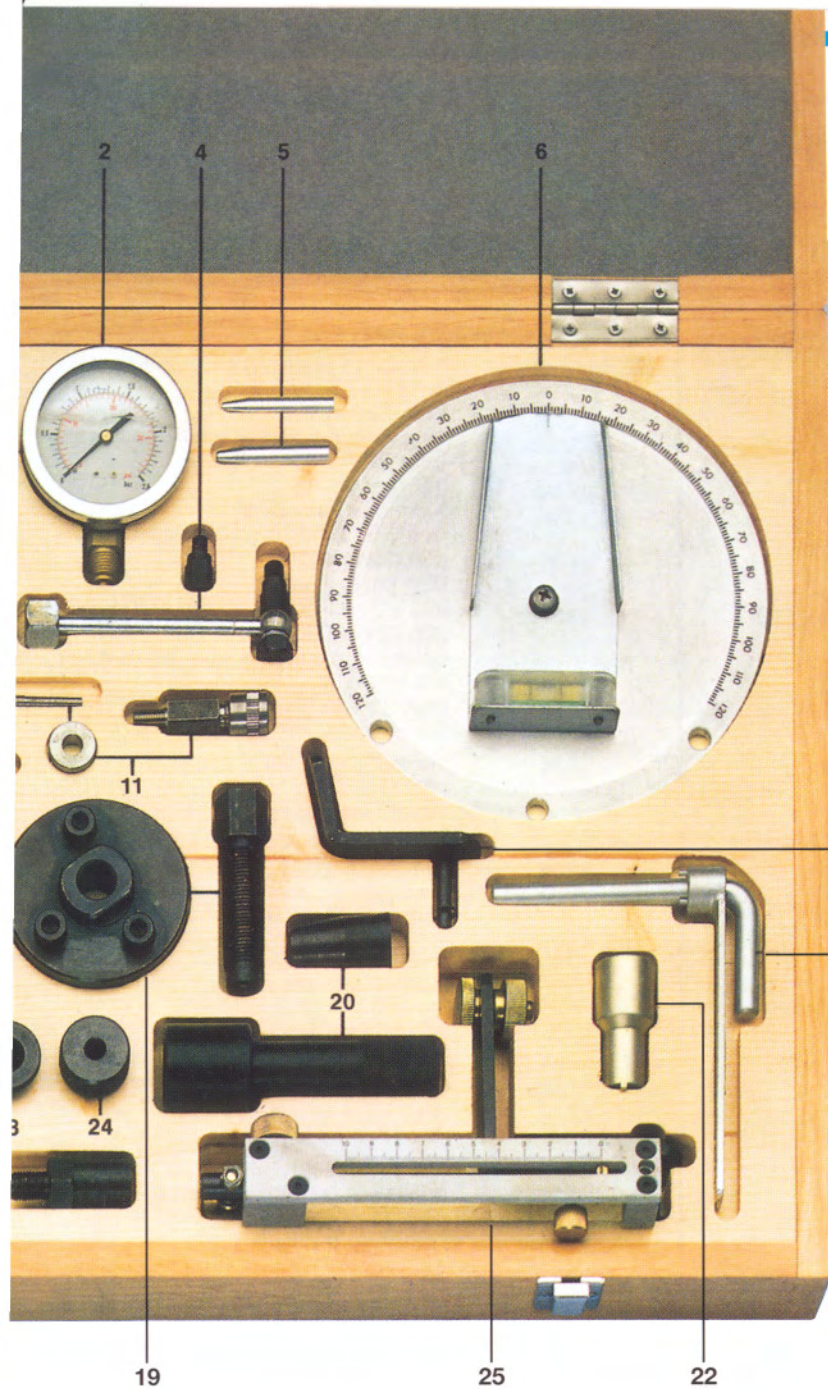
Cassetta attrezzatura per smontaggio, rimontaggio e messa in fase pompe CAV-DPS (FORD T. I.D. - F. YORK - GOLF W.) 51 particolari

CAV-DPS

Tool box for assembly, disassembly and timing of CAV DPS pumps (FORD T. D.I. - F. YORK - VW GOLF) 51 particulars



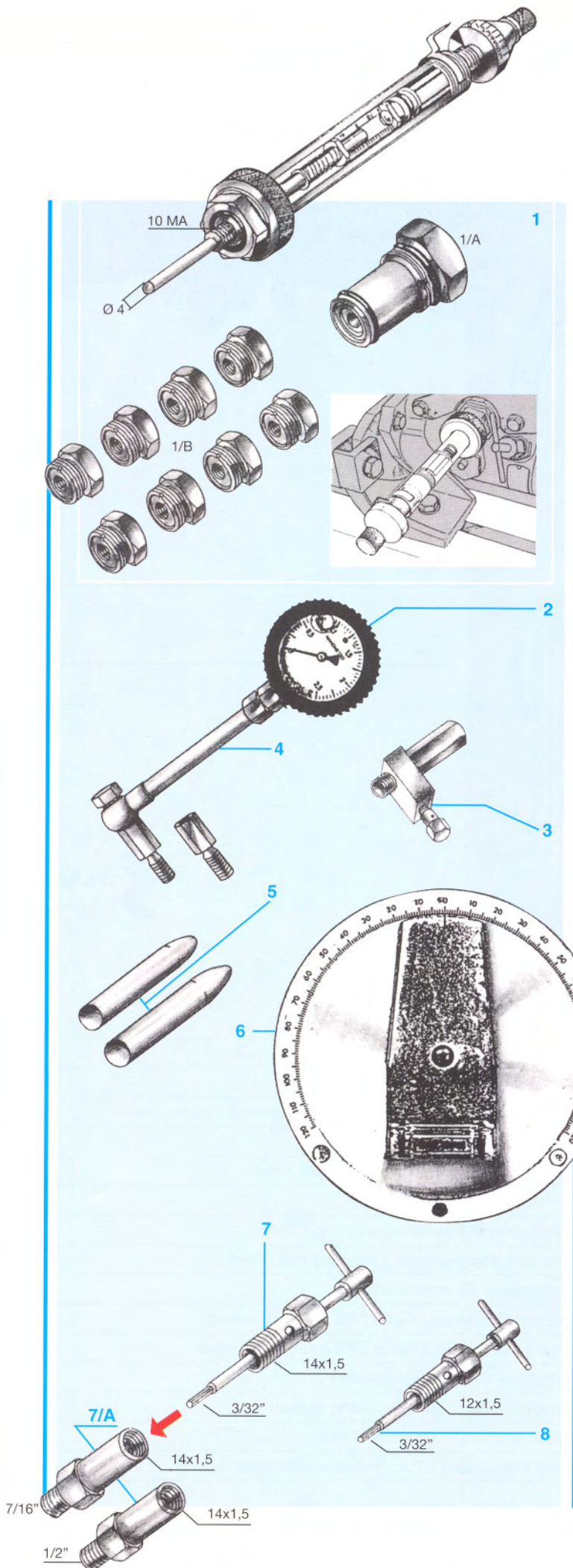
| | | |
|-----|--------------------------------------|---|
| 1 | 9664/B (Rif. 7244-447) | Dispositivo prova ant. in 10 pezzi / Auto advance gauge in ten pieces |
| 2 | 9288 | Manometro 0-2,5 / Gauge 0-2,5 |
| 3 | 9303 (Rif. 7244-382) | Adattatore / Adaptor |
| 4 | 9304 (Rif. 7244-275/A) | Completivo per manometro / Pressure measuring kit |
| 5 | 9667 (Rif. 7244-441/7244-442) | Bussole per OR / OR bush |
| 6 | 9305 (Rif. ARD 20/1) | Bolla a disco per fase / Timing disk bubble |
| 7 | 9570 (Rif. 7244-571) | Chiave 3/32" - 14x1,5 lunga / Wrench 3/32" - 14x1,5 (long type) |
| 7/A | 9290 | Raccordo riduzione 14x1,5 - 7/16" / Reduction union 14x1,5 - 7/16" |
| | 9291 | Raccordo riduzione 14x1,5 - 1/2" / Reduction union 14x1,5 - 1/2" |
| 8 | 9570/A (Rif. 7244-410/A) | Chiave 3/32" - 12x1,5 corta / Wrench 3/32" - 12x1,5 (short type) |
| 9 | 9761/A7 (Rif. 7244-437) | Torx T25 con foro / T25 Torx with hole |
| 9 | 9306 (Rif. 7244-438) | Torx T20 / T20 Torx |
| 9 | 9310 (Rif. 7244-439) | Torx T15 / T15 Torx |
| 9 | 9316 (Rif. 7244-439/A) | Torx T10 / T10 Torx |
| 10 | 9674 (7244-448) | Fermo fase / Timing retainer |
| 11 | 9761/A8 | Supporto comparatore / Dial gauge bearing |



26

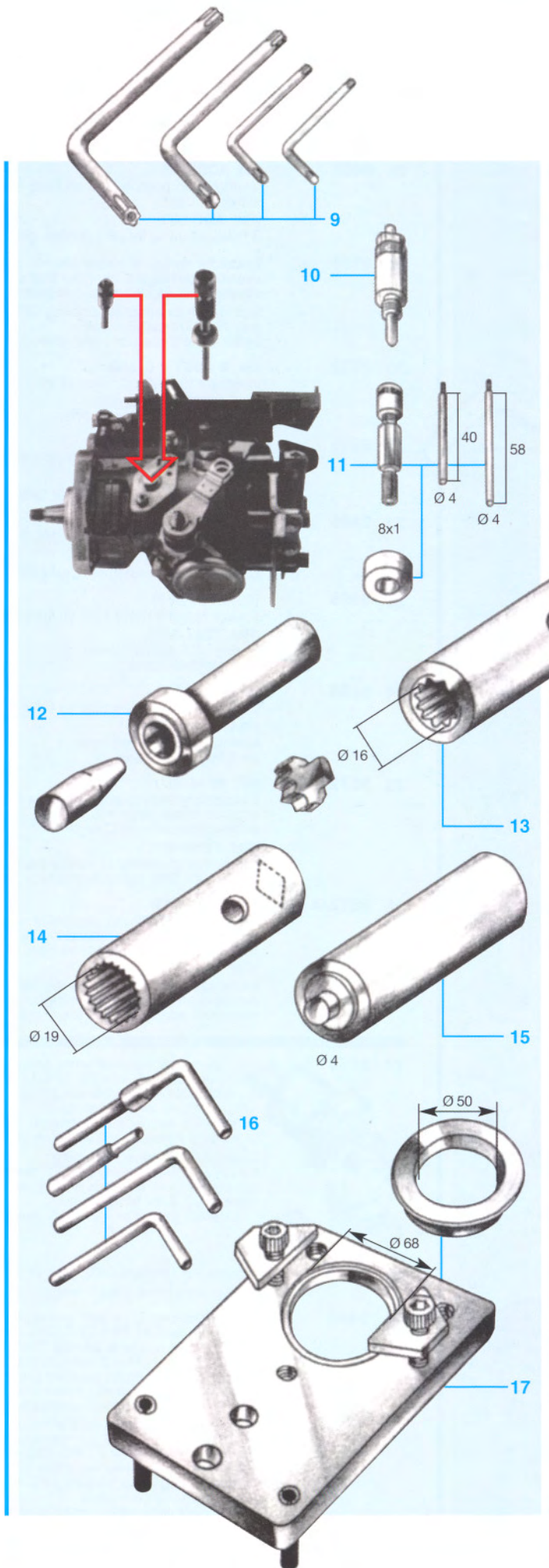
21

| | | | |
|----|--------|----------------------------|---|
| 12 | 9671 | (Rif. 7244-445/7244-445/A) | Inseritore / Oil seal inserter |
| 13 | 9329 | (Rif. 7244-573) | Chiave a denti / Toothed wrench |
| 14 | 9728 | | Chiave dentata correttore di coppia / Toothed wrench couple control |
| 15 | 9330 | (Rif. 7244-485) | Guida paraolio / Oil seal guide |
| 16 | 9782 | | Perni fase Ford Transit / Timing pin for Ford Transit |
| 17 | 9669 | (Rif. 1804-411 + 1804-410) | Piastra operativa / Operative plate |
| 18 | 9865 | (Rif. ADC 160) | Giunto trascinamento / Motoring coupling |
| 19 | 9866 | | Estrattore mozzo trascinamento / Motoring hub puller |
| 20 | 9332 | (Rif. V 706) | Inseritore paraolio / Oil seal inserter |
| 21 | 9855 | (Rif. 7244-586) | Chiave registro DPS turbo / Turbo DPS adjusting wrench |
| 22 | 9856 | (Rif. 7244-584) | Chiave registro DPS turbo / Turbo DPS adjusting wrench |
| 23 | 9859 | (Rif. 7244-582) | Chiave registro molla / Spring adjusting wrench |
| 24 | 9860 | (Rif. 7244-581) | Chiave registro molla / Spring adjusting wrench |
| 25 | 9572 | (Rif. 7244-411) | Riscontro per leva acc. / Accelerator lever survey |
| 26 | 9572/A | (Rif. 7244-583) | Modifica per Ford Transit / Ford Transit modification |

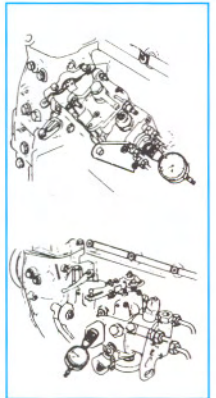


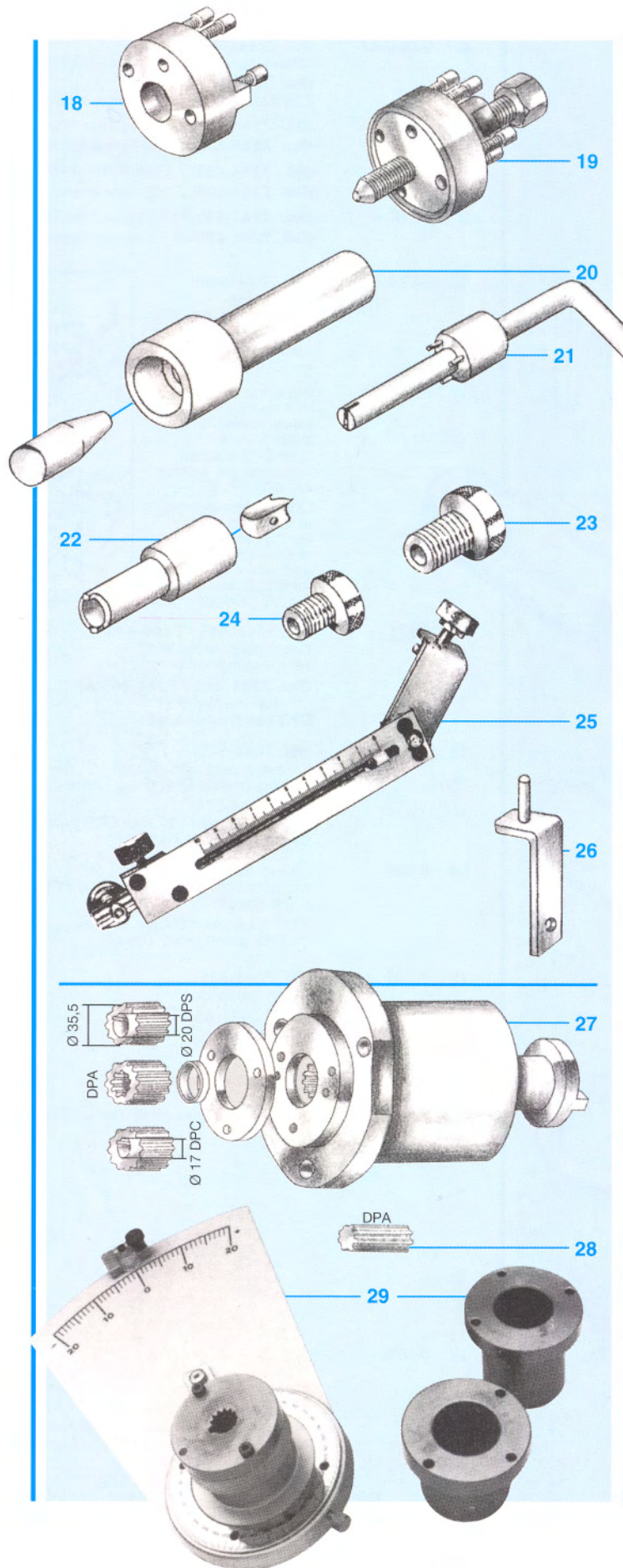
- 1 9664/B** (Rif. 7244-447)
Dispositivo graduato prova anticipo pompe **DPS** (10 pezzi)
(Ref. 7244-447)
Auto advance device for **DPS** pumps (10 pieces)
- 1/A** (Rif. 7244-572)
Riduzione nuda **DPS**
su FORD YORK - FORD TRANSIT
(Ref. 7244-572)
DPS bare reduction
on FORD TRANSIT - FORD YORK
- 1/B** (Rif. 7244-435)
Calibri in quota fissa dalla lettera **A** alla lettera **H**
(Ref. 7244-435)
Set of test plugs (**A** to **H**)
- 9334** Tubo in plexiglass di ricambio per 9664/B
Spare plexiglass pipe for 9664/B
- 2 9288** (Rif. 7244-275/A)
Manometro per pressione interna pompe **DPS** 0-2,5 bar con liquido glicerolo paracolpi
(Ref. 7244-275/A)
Internal pressure gauge for **DPS** pumps 0-2,5 bar with bumper glycerol
- 4 9304** (Rif. 7244-275/A)
Complesso per manometro pompe **DPS**
(Ref. 7244-275/A)
Gauge kit for **DPS** pumps
- 3 9303** (Rif. 7244-382)
Adattatore pressione di trasferta
(Ref. 7244-382)
Transfer pressure adapter
- 5 9667** (Rif. 7244-441 / 7244-442)
Coppia di bussole per OR alberino anticipo mm 6,2x30 e per OR alberino supplemento mm 7,2x25
(Ref. 7244-441 / 7244-442)
Bush couple for advance shaft OR 6,2x30 mm and extra shaft 7,2x25 mm
- 6 9305** (Rif. ARD 20/1)
Bolla a disco per fase
(Ref. ARD 20/1)
Timing disk bubble
- 7 9570** (Rif. 7244-571)
Chiave di registro con brugola 3/32" raccordo 14x1,5
(Ref. 7244-571)
3/32" adjusting wrench - union 14x1,5
- 7/A 9290** Raccordo di riduzione 14x1,5 - 7/16"
Reduction union 14x1,5 - 7/16"
- 7/A 9291** Raccordo di riduzione 14x1,5 - 1/2"
Reduction union 14x1,5 - 1/2"
- 8 9570/A** (Rif. 7244-410/A)
Chiave di registro con brugola 3/32" raccordo 12x,5
(Ref. 7244-410/A)
3/32" adjusting wrench - union 12x1,5

DPS



- 9 9761/A7** (Rif. 7244-437)
Chiave Torx T25 con foro da mm 1,5
(Ref. 7244-437)
T25 Torx wrench with 1,5 mm hole
- 9 9306** (Rif. 7244-438) / Chiave Torx T20
(Ref. 7244-438) / T20 Torx wrench
- 9 9310** (Rif. 7244-439) / Chiave Torx T15
(Ref. 7244-439) / T15 Torx wrench
- 9 9316** (Rif. 7244-439/A) / Chiave Torx T10
(Ref. 7244-439/A) / T10 Torx wrench
- 10 9674** (Rif. 7244-448)
Fermo fase
per pompa CAV-DPS
(Ref. 7244-448)
Timing lock
for CAV-DPS pump
- 11 9761/A8** Supporto comparatore
in 4 pezzi
per la messa in fase
delle pompe
CAV-DPS e senza
riduzione per pompe
BOSCH EP...VE
Comparator bearing
in 4 pieces
for the timing
of CAV-DPS pumps
and without reduction
for BOSCH
EP...VE pumps
- 12 9671** (Rif. 7244-445 / 7244-445/A)
Inseritore paraolio Ø 17
albero comando pompa DPS
(Ref. 7244-445 / 7244-445/A)
Oil seal inserter Ø 17
DPS pump drive shaft
- 13 9329** (Rif. 7244-573)
Chiave a denti con quadro 1/2" per vite
camme pompa DPS (Ford Transit)
(Ref. 7244-573)
Toothed wrench 1/2" - for DPS pump
cam screw (Ford Transit)
- 14 9728** Chiave dentata con quadro 1/2"
per correttore di coppia pompa DPS
(Ford Transit)
Toothed wrench couple control
for DPS pump (Ford Transit)
- 15 9330** (Rif. 7244-485)
Guida paraolio
(Ref. 7244-485)
Oil seal guide
- 16 9782** Perni mantenimento fase
(Ford Transit i.d.)
Time holding pins (Ford Transit D.I.)
- 17 9669** (Rif. 1804-411 / 1804-410)
Piastra operativa pompa DPS mm 68
e anello adattatore pompa DPC mm 50
(Ref. 1804-411 / 1804-410)
68 mm operative plate for DPS pump
and 50 mm adaptor ring for DPC pump

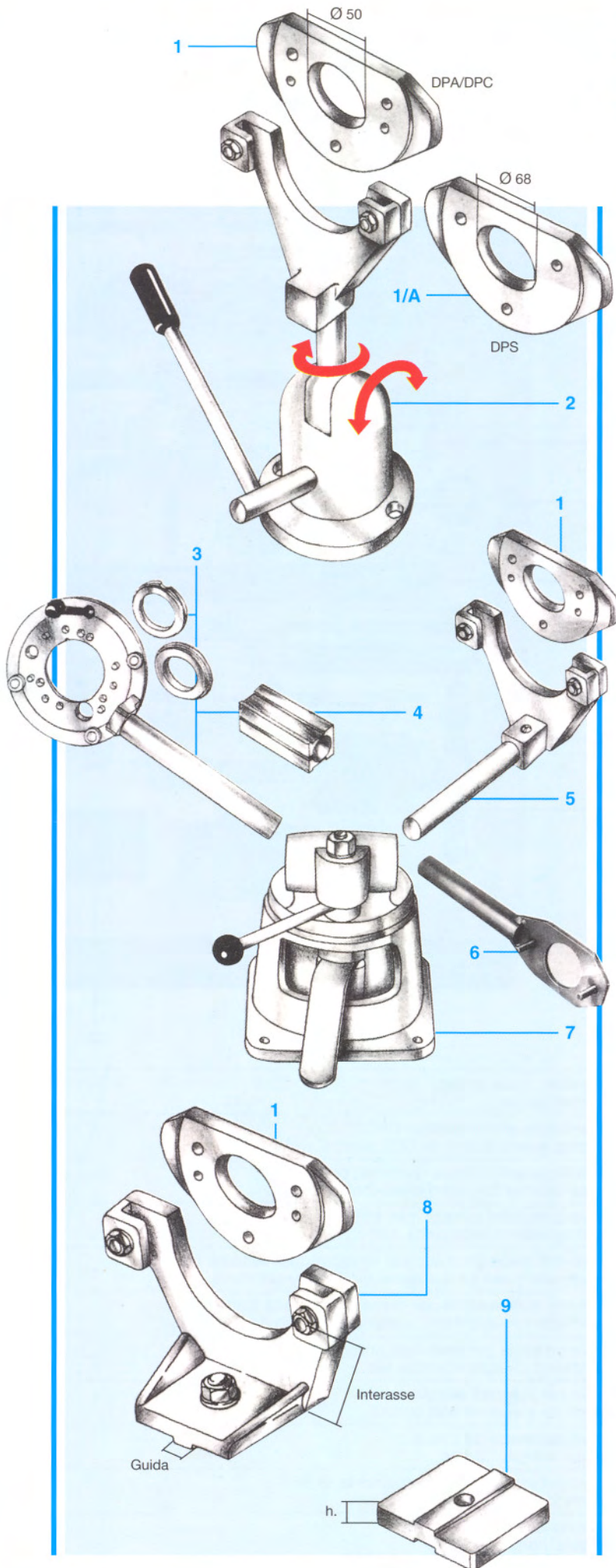




- 18 9865** (Rif. ADC 160)
Giunto 3 fori pompe DPS su Ford Transit iniezione diretta
(Ref. ADC 160)
3 holes coupling for DPS pumps, direct injection
- 19 9866** Estrattore mozzo di trascinamento pompe DPS iniezione diretta (es.: su Ford Transit) 3 fori, estrattore Ø 74. Da usarsi con pistola pneumatica.
(Ref. ADC 160)
Motoring hub puller for priming DPS pumps (ex.: Ford Transit) 3 holes, puller Ø 74 to be used with pneumatic gun
- 20 9332** (Rif. V 706 / V 612/B)
Inseritore paraolio in nylon Ø 20
(Ref. V 706 / V 612/B)
Nylon oil seal inserter Ø 20
- 21 9855** (Rif. 7244-586)
Chiave registro LDA su CAV DPS Turbo
(Ref. 7244-586)
LDA adjusting wrench on CAV DPS Turbo
- 22 9856** (Rif. 7244-584)
Chiave registro LDA su CAV DPS Turbo
(Ref. 7244-584)
LDA adjusting wrench on CAV DPS Turbo
- 23 9859** (Rif. 7244-582)
Chiave registro molla LDA su CAV DPS Turbo
(Ref. 7244-582)
Spring LDA adjusting wrench on CAV DPS Turbo
- 24 9860** (Rif. 7244-581)
Chiave registro molla LDA su CAV DPS Turbo
(Ref. 7244-581)
Spring LDA adjusting wrench on CAV DPS Turbo
- 25 9572** (Rif. 7244-411)
Riscontro graduato per rilevare la quota di corsa totale della leva acceleratore pompa CAV DPS
(Ref. 7244-411)
Graduated checking to survey the total travel of the CAV DPS pump accelerator lever
- 26 9572/A** (Rif. 7244-583)
Modifica per 9572 per rilevare la corsa dalla posizione della vite antiarresto alla vite del massimo su DPS (es.: su Ford Transit)
(Ref. 7244-583)
Modification for 9572 to survey the travel from the position of the antistopping screw to the maximum screw on DPS (ex.: Ford Transit)
- 27 9659** Giunto di trascinamento ammortizzato per pompe CAV-DPA-DPS-DPC e BH VE adattabile a tutti i banchi prova.
Completo di tre ingranaggi cono Ø 17, cono Ø 20, femmina ingranaggio CAV Ø esterno ingranaggi 35,5. (Non in cassetta)
Cushioned motoring coupling for CAV-DPA-DPS-DPC and VE BH pumps adaptable to all test beds. With three gears, cone Ø 20, CAV female gear Ø external gear diameter 35,5. (Not in box)
- 28 9872** Ingranaggio pompe CAV. (Non in cassetta)
CAV pumps gear. (Not in box)
- 29 9668** Disco goniometrico a 360° per la messa in fase delle pompe CAV DPA-DPC-DPS completo di: 1 inserto per fasare le pompe CAV-DPC, CAV-DPS, CAV-DPA; 2 anelli di riduzione; 1 piastra per controllo fasatura pompe CAV-DPC con un albero indicatore (da inserirsi nel raccordo entrata nafta).
360° goniometric disk for the timing of CAV DPA-DPC-DPS pumps equipped with: One insert to time CAV-DPC, CAV-DPS, CAV-DPA pumps; two reduction rings; One checking plate for CAV-DPC timing with indicator shaft (to connect with the diesel oil inlet union).

Staffe per pompe CAV DPA, DPC, DPS, BOSCH EP/VE

Brackets and flanges for CAV DPA, DPC, DPS, BOSCH EP/VE pumps



- 1 9478 (Rif. BH 1685720062)
Flangia banco prova pompe EP/VA...VE...CAV Ø mm 50 DPA-DPC
(BH Ref. 1685720062)
Test bed flange for EP/VA...VE...CAV DPA-DPC pumps
- 1/A 9478/E Flangia banco prova pompe DPS Ø mm 68
Test bench flange FOR DPS pumps Ø 68 mm
- 2 9356/A Morsa girevole per flange operative pompe PES...A, VE, VA ecc. (flange escluse)
Swivel vice for operative flanges of PES...A, VE, VA pumps etc. (flange not included)
- 3 9402 Flangia per morsa girevole (9260) a spostamento rotatorio per pompe PES...A, BOSCH VA-VE, CAV, M - Completa di fig. 4 (9600)
Swivel vice flange (9260) with rotatory movement for PES...A, VA-VE BOSCH, CAV and M pumps (equipped with our art. 9600)
- 4 9600 Piastra con sede quadra per morsa da banco
Plate with square seat for bench vice
- 5 9601 (Rif. BH KDEP 2963)
Culla per morsa girevole (9356-9260) per flange operative
(BH KDEP Ref. 2963)
Swivel vice cradle (9356-9260) for operative flanges
- 6 9205 Flangia per morsa girevole per EP/VA...VE
Swivel vice flange for EP/VA...VE
- 7 9260 Basamento girevole
Slewing bed
- 8 9680/A (Rif. BH 1688010124)
Nuova culla a normativa ISO per banco prova BOSCH interasse 125 - guida 20
(BH Ref. 1688010124)
New BOSCH test bench ISO normative bed cradle
Axle base 125 - slide 20
- 9 9644 Spessore da applicarsi alle staffe BOSCH (9680) per banco prova HARTRIDGE h. mm 21,5
Shim to use with BOSCH bracket for HARTRIDGE test bench - height 21,5 mm
- 9 9425/A Spessore per culla BOSCH 9680/A h. mm 55,5 per banco prova Guzzelloni.
Cradle thickness 9680/A for Guzzelloni test bed.
- 9 9074 Spessore da applicarsi alle staffe BOSCH (9680) per banco prova MAGASA h. mm 75
Shim to use with BOSCH brackets for MAGASA test bench - Height 75 mm
- 9 9644/A Spessore per culla 9680/A BOSCH h. mm 45 per banco prova Odolini.
Cradle thickness 9680/A BOSCH h. 45 mm for Odolini test bed.